

CLEANING AND MAINTENANCE

POLYCARBONATE MIRROR:

General Cleaning:

DuraVision™ recommend cleaning their polycarbonate mirror faces with soap and water and then with a clean, soft, lint free, damp cloth. Use a non-abrasive polish, such as Johnson's Pledge or Mr Sheen for a clear bright reflection.

Saturate a clean soft cloth with polish, then spray the mirror face with polish. Wipe the wet cloth over the mirror surface. With a another clean dry cloth, buff the mirror face until it is clear of polish.

Do Not Use:

- abrasives
- acids
- solvents such as petrol and lacquer thinners.

Graffiti Removal:





Any graffiti should be removed from the mirror face as soon as possible and preferably within 24 hours. To remove graffiti, use a non-abrasive substance such as De-Solv-it Stain Remover. Not all graffiti cleaning agents are suitable. Failure to use an approved cleaning agent may damage the mirror surface.

Powder Coated Frames:

Do not use harsh cleaning products or products that will leave a residue, as this will damage the powder coating, which protects the frame.



SOCIAL MEDIA

-  Duravision
-  Benmirr1
-  duravision_convex_mirrors
-  bennett-mirror-technologies



CONTACT US

PO Box 2163, Tauranga
New Zealand
T: +64 7 9285380
E: mirrors@bmt.nz
www.duravision.net



1 YEAR WARRANTY

Manufactured using the highest quality materials to provide a higher level of safety and longer lasting products