

POLYCARBONATE FULL DOME WITH ANTI-LIGATURE FRAME

The polycarbonate full dome mirror can be used in prison cells, mental healthcare wards, for open areas such as visitation rooms, or at 4-way intersections. The full dome is the most versatile and effective method of surveillance and observation, due to the 360° view that it allows institution staff, ensuring their safety. The full dome can be positioned anywhere on the ceiling allowing flexibility and ease of installation. Also available without the anti-ligature frame for low risk environments.



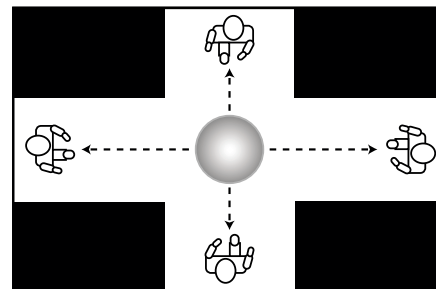
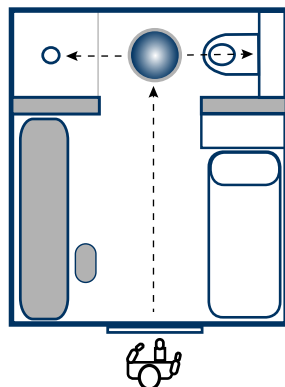
SPECIFICATIONS:

PART NO.	SIZE	* VIEW DISTANCE	MIRROR FACE	FIXING HOLES	FOAM INSERT PART NO.
17571HD	450mm 18"	Up to 4m	3mm Polycarbonate	6	21191
17585HD	600mm 24"	UP to 6m	3mm Polycarbonate	8	21192
17590HD	900mm 36"	Up to 9m	3mm Polycarbonate	8	Not Available





* View Distance is the combined distance from the observer to the mirror PLUS the distance from the mirror to the area being viewed.

SUITABLE USES:

- Prison cells inspection safety
- Observation of at risk patients in mental healthcare
- Open areas such as visitation rooms
- 4-way intersections in corridors



SOCIAL MEDIA

-  Duravision
-  Benmirr1
-  duravision_convex_mirrors
-  bennett-mirror-technologies



CONTACT US

PO Box 2163, Tauranga
New Zealand
T: +64 7 9285380
E: mirrors@bmt.nz
www.duravision.net



1 YEAR WARRANTY

Manufactured using the highest quality materials to provide a higher level of safety and longer lasting products