

## STAINLESS STEEL WALL DOME

The Unbreakable Stainless Steel Wall Dome Mirror is manufactured from highly polished Stainless Steel and is designed to give 180° vision when mounted to the wall. Ideal when strict food industry and hygiene standards are required. The Wall Dome can be used in blind corner situations to view around structures and equipment. Avoid collisions in entranceways and stairwells.



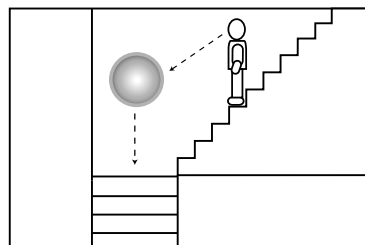
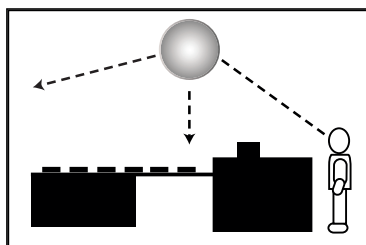
### SPECIFICATIONS:

PART NO.	SIZE	* VIEW DISTANCE	MIRROR FACE	MOUNTING HOLES	HOLE SIZE	FRAME
66505	20"	Up to 30'	.9mm Stainless Steel	Plain	6 x 7mm	None





\* View Distance is the combined distance from the observer to the mirror PLUS the distance from the mirror to the area being viewed.

#### SUITABLE USES:

- Hygiene and Safety Environments
- Monitoring processes and machinery
- Harsh environmental and cleaning regimes
- Strict Food Hygiene Standards
- Prevent blockages and jams on a production line



#### SOCIAL MEDIA

-  Duravision
-  Benmirr1
-  duravision\_convex\_mirrors
-  bennett-mirror-technologies



#### CONTACT US

West Bridgewater  
MA 02379  
T: 781-344-8459  
E: mirrors@bennettmirror.com  
www.duravision.net



#### 5 YEAR WARRANTY

Manufactured using the highest quality materials to provide a higher level of safety and longer lasting products