

## STAINLESS STEEL WALL DOME

The Unbreakable wall mounted dome gives 180 degrees of vision and is ideal for preventing surprise attacks and collisions in vandal prone areas. The highly polished stainless steel face will resist repeated blows. This mirror works best in areas such as subways and rail platforms, underpass locations, underground corridors and in multi-storey car parks and if attacked with graffiti or spray paint, this can be easily removed with solvents.



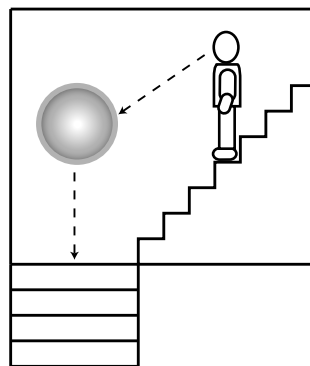
### SPECIFICATIONS:

| PART NO. | SIZE | * VIEW DISTANCE | MIRROR FACE          | MOUNTING HOLES | HOLE SIZE | FRAME |
|----------|------|-----------------|----------------------|----------------|-----------|-------|
| 66505    | 20"  | Up to 30'       | .9mm Stainless Steel | Plain          | 6 x 7mm   | None  |





\* View Distance is the combined distance from the observer to the mirror PLUS the distance from the mirror to the area being viewed.

#### SUITABLE USES:

- Subways and underpasses
- Stairwells and corridors
- Car parks
- Train stations
- Vandal prone areas



#### SOCIAL MEDIA

-  Duravision
-  Benmirr1
-  duravision\_convex\_mirrors
-  bennett-mirror-technologies



#### CONTACT US

West Bridgewater  
MA 02379  
T: 781-344-8459  
E: mirrors@bennettmirror.com  
www.duravision.net



#### 5 YEAR WARRANTY

Manufactured using the highest quality materials to provide a higher level of safety and longer lasting products