

## CEILING DOME RANGE

The Ceiling Dome is probably the most effective surveillance method and deterrent to retail theft due to its large 360° area of reflection. In retail areas, when strategically placed, domes can be positioned above aisles and junctions for wide area surveillance and can even be used in some areas with ceiling hung banners. This Full Dome mirror can assist surveillance of large areas in factories and warehouses where storage and high shelving obscure the vision of staff and forklift trucks at busy intersections.



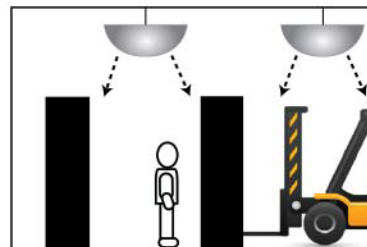
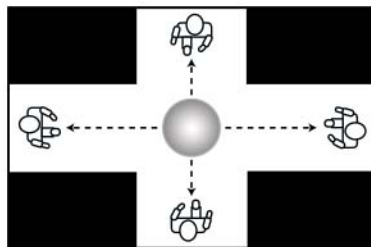
### SPECIFICATIONS:

PART NO.	SIZE	* VIEW DISTANCE	MIRROR FACE	BACK	BRACKET	MOUNTING HARDWARE	MOUNTING HOLES
18523H	450mm	Up to 3m	2mm Acrylic	None	None	Screws and Suspension Kit	3 x 5mm
18585H	600mm	Up to 6m	2mm Acrylic	None	None	Screws and Suspension Kit	3 x 5mm
18590H	900mm	Up to 9m	2mm Acrylic	None	None	Screws and Suspension Kit	4 x 5mm
18596H	1200mm	Up to 16m	3mm Acrylic	None	None	Screws and Suspension Kit	6x 5mm





\* View Distance is the combined distance from the observer to the mirror PLUS the distance from the mirror to the area being viewed.

### SUITABLE USES:

- Retail and Security
- Office Cubicle Surveillance
- Four-way intersections in buildings
- Above high shelving and isles
- Warehouse forklift safety



### SOCIAL MEDIA

-  Duravision
-  Benmirr1
-  duravision\_convex\_mirrors
-  bennett-mirror-technologies



### CONTACT US

PO Box 2163, Tauranga  
New Zealand  
T: +64 7 9285380  
E: mirrors@bmt.nz  
www.duravision.net



### 5 YEAR WARRANTY

Manufactured using the highest quality materials to provide a higher level of safety and longer lasting products