

STAINLESS STEEL QUARTER DOME WITH ANTI-LIGATURE FRAME

The DuraVision™ Stainless Steel Quarter Dome is manufactured from highly polished mirror grade stainless steel. The Quarter Dome should be mounted at right angle corners to provide 90° vision to prevent surprise attacks and collisions. The Quarter Dome is ideal for use in situations where space is at a premium for a 90° area of reflection. The mirror is locked into the unique powder coated steel frame which ensures a virtually ligature free mirror and reduces the risk of the mirror being tampered with.



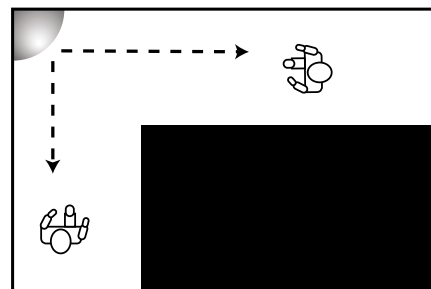
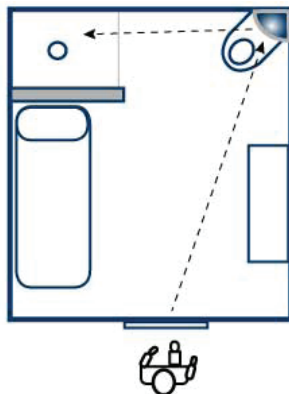

SPECIFICATIONS:

PART NO.	SIZE	* VIEW DISTANCE	MIRROR FACE	FIXING HOLES	FRAME
16525HD	500mm 20"	Up to 5m	1mm Stainless Steel	7	Powder Coated Grey





* View Distance is the combined distance from the observer to the mirror PLUS the distance from the mirror to the area being viewed.

SUITABLE USES:

- In prison cells for safe inspection
- Observation of at risk patients in mental healthcare
- Visitation rooms for 90° viewing
- Right Angle corridors to avoid collisions



SOCIAL MEDIA

-  Duravision
-  Benmirr1
-  duravision_convex_mirrors
-  bennett-mirror-technologies



CONTACT US

PO Box 2163, Tauranga
New Zealand
T: +64 7 9285380
E: mirrors@bmt.nz
www.duravision.net



1 YEAR WARRANTY

Manufactured using the highest quality materials to provide a higher level of safety and longer lasting products