

CLEANING AND MAINTENANCE

STAINLESS STEEL MIRROR WITH FRAME:

General Cleaning:

DuraVision™ recommend cleaning their stainless steel mirror faces with soap and water and then with a clean, soft, lint free, damp cloth.

Do Not Use:

- abrasives
- acids

Polish:

DuraVision™ does not recommend using a commercial Stainless Steel Polish, as the protective layer will leave a residue on the highly polished mirror faces. Rubbing plain white flour on a dry stainless steel mirror face with a dry cloth will polish the mirror to its original brilliance.

Graffiti Removal:





Any graffiti should be removed from the mirror face as soon as possible and preferably within 24 hours with a suitable lacquer thinners. Not all graffiti cleaning agents are suitable. Failure to use an approved cleaning agent may damage the mirror surface.

Powder Coated Frames:

Do not use harsh cleaning products or products that will leave a residue, as this will damage the powder coating, which protects the frame.



SOCIAL MEDIA

-  Duravision
-  Benmirr1
-  duravision_convex_mirrors
-  bennett-mirror-technologies



CONTACT US

PO Box 2163, Tauranga
New Zealand
T: +64 7 9285380
E: mirrors@bmt.nz
www.duravision.net



1 YEAR WARRANTY

Manufactured using the highest quality materials to provide a higher level of safety and longer lasting products