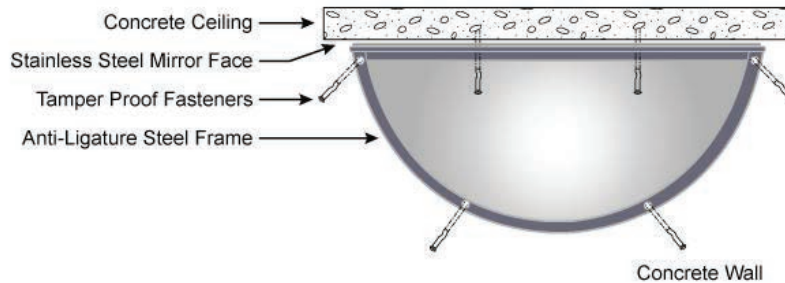


STAINLESS STEEL HALF DOME MIRROR WITH ANTI-LIGATURE FRAME

INSTALLATION GUIDE:



NOTE: If installing with Rawl Spikes, it is recommended to use a punch. This is to eliminate damage to the mirror and powder-coated frame.

SUGGESTED FASTENING METHODS:

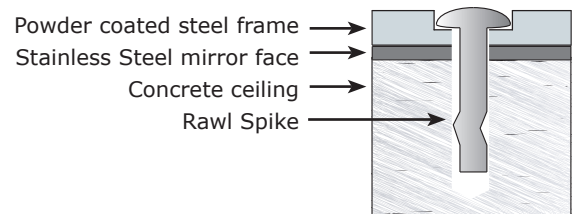
RAWL SPIKES:

Mushroom Head Type 316 Stainless Steel SPIKE.
Anchor Size: 6.5x50mm
Drill Dia. 6.5mm

Installation: Drill a hole into the base material to a depth of at least 60mm. The tolerances of the drill bit used should meet the requirements of ISO/DIN Standard 8035. Blow the hole clean of dust and other material. Drive the Spike through the appropriate mirror face hole (and frame when used) ensuring the head is sitting firmly against the mirror or frame and recessed as shown in the above diagram.

NOTE: Care should be taken not to overdrive the Spike so as to cause damage to the powder coated surface of the frame. Finish off by applying (optional) a bead of non-pick sealant around the mirror or frame and the wall to prevent the secretion of small objects (eg razor blades etc).

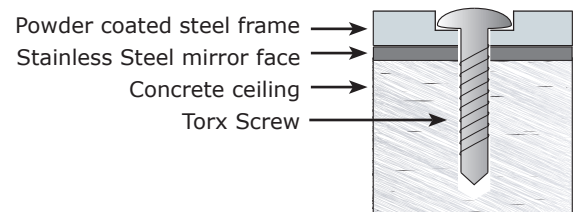
DuraVision Rawl Spike Punch: The DuraVision designed punch for inserting spikes can significantly reduce the risk of damaging the mirror face and frame during installation.







TORX SECURITY SCREWS:

Button Head Torx Security Masonry Screw
Size: 1/4" x 1 3/4" (6.35mm x 44.45mm)
Driver Size: #27 Torx Security 1/4" (6.35mm) Hex Bit
Drill Dia: 3/16" (4.76mm)

Installation: It is recommended to use a 3/16" (4.76mm) Straight Shank Tanged Bit to drill the hole. The hole must be at least 2" or 50mm overall depth and free of any debris. By using the #27, 1/4" (6.35mm) Hex Bit the special Hi-Lo thread literally taps into masonry materials. The high, sharp thread with its notched cutting edge cuts deeply and easily. The alternating low thread provides stability for fast, accurate driving. Torx Tamperproof masonry screws are the optimal fastening solution for use in concrete, brick, or hollow block.



SOCIAL MEDIA

-  Duravision
-  Benmirr1
-  duravision_convex_mirrors
-  bennett-mirror-technologies



CONTACT US

PO Box 2163, Tauranga
New Zealand
T: +64 7 9285380
E: mirrors@bmt.nz
www.duravision.net



1 YEAR WARRANTY

Manufactured using the highest quality materials to provide a higher level of safety and longer lasting products