

POLYCARBONATE HALF DOME WITH ANTI-LIGATURE FRAME

The Polycarbonate Half Dome Observation Mirror is a highly versatile unbreakable convex mirror providing a 180° wide angle reflection. When optimally positioned, the entire cell or patient's room can be viewed at a glance from the observation window significantly improving officer and inmate safety. The Half Dome mirror is ideal for use in cells, mental healthcare wards, day rooms, visitation areas, or any other area that requires wide area surveillance. It is also perfect at T-Junction corridors, eliminating blind spots around corners.



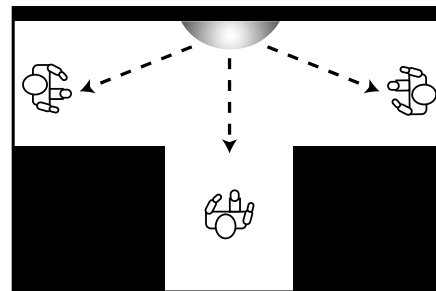
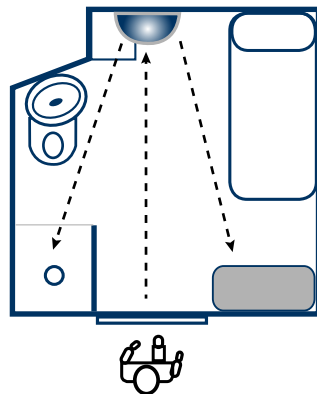
SPECIFICATIONS:

PART NO.	SIZE	* VIEW DISTANCE	MIRROR FACE	FIXING HOLES	FOAM INSERT PART NO.
17520HD	450mm 18"	Up to 4m	3mm Polycarbonate	6	21193
17537HD	600mm 24"	UP to 6m	3mm Polycarbonate	7	21194
17555HD	900mm 36"	Up to 9m	3mm Polycarbonate	10	21195





* View Distance is the combined distance from the observer to the mirror PLUS the distance from the mirror to the area being viewed.

SUITABLE USES:

- Prison cells inspection safety
- Observation of at risk patients in mental healthcare
- Visitation rooms for 180° viewing
- T-Intersections in corridors to avoid collisions



SOCIAL MEDIA

-  Duravision
-  Benmirr1
-  duravision_convex_mirrors
-  bennett-mirror-technologies



CONTACT US

PO Box 2163, Tauranga
New Zealand
T: +64 7 9285380
E: mirrors@bmt.nz
www.duravision.net



1 YEAR WARRANTY

Manufactured using the highest quality materials to provide a higher level of safety and longer lasting products